

## WASTE NOT

VALUE TOPIC: Sustainability - the avoidance of the depletion of resources in order to maintain a balance

CATCH PHRASE: Everyone gains when we sustain -  
Tiakina te taiao (look after the environment/world)

### TOPIC SUMMARY

Problem: I keep missing out because others take more than what they need. When people miss out practice sustainability so that everyone has enough.

### KEY WORDS & THEMES

Maintain balance. Enough. Sustainability mindset. Practise sustainability. Responsible. Future. Environment. Enough to go around. Resource. Cutting down. Avoid depletion. Avoid using up. Missing out. Frustrating. Annoyed. Taking too much. Take more than needed. Wasteful. Enough for everyone. Small changes, big difference.

## NZ Curriculum Links

### ACHIEVEMENT OBJECTIVES

#### HEALTH & PE - HEALTHY COMMUNITIES & ENVIRONMENTS:

Societal attitudes and values

*Students will...*

L2 - Explore how people's attitudes, values, and actions contribute to healthy physical and social environments.

### VALUES





Ecological sustainability

### KEY COMPETENCIES

Participating and Contributing.

SPECIFIC LEARNING OUTCOME	RESOURCE	LESSON SUGGESTION
<p><b>POPS</b></p> <p>This is the recommended order if you're going to watch all of the POPS (videos). Otherwise each can be watched independently of the others.</p>		
<p>1. We are learning what sustainability is and that it's helpful when making sure no one misses out.</p> <p><b>Braidy®</b>  </p>	<ul style="list-style-type: none"> <li>- 'Have You Ever?' POP</li> <li>- 'Chat Prompts'</li> </ul>	<p>Ask students to note what they think or know Sustainability to mean. Watch 'Have You Ever?' POP.</p> <p>Use 'Chat Prompts' to prompt discussion. Select some or all of the prompts as you see appropriate.</p> <p><b>Answer for Question 1 - Others taking more than they need.</b></p>
<p>2. We are learning that 'everyone gains when we sustain'. We are learning how we can practice sustainability so everyone has enough.</p> <p><b>Braidy®</b>  </p>	<ul style="list-style-type: none"> <li>- 'Catch Phrase' POP</li> <li>- 'Chat Prompts'</li> </ul>	<p>Ask students to note how it feels to miss out on something because others took too much and/or wasted it.</p> <p>Watch 'Catch Phrase' POP.</p> <p>Practise the 'Catch Phrase'.</p> <p>Use the 'Chat Prompts' to prompt discussion. Select some or all of the prompts as you see appropriate.</p> <p><b>Answer for Question 1 - Avoid, reduce, re-use and recycle.</b></p>



SPECIFIC LEARNING OUTCOME	RESOURCE	LESSON SUGGESTION
<p><b>Mahi</b></p> <p>Resources that give students the opportunity to work and practise the value after watching any or all of the POPs. It's highlighted if a specific POP will help with a specific resource.</p>		
<p>3. We are learning the steps to practising sustainability.</p> <p><b>Braidy®</b> </p>	<p>- 'Avoid. Reduce. Re-use. Recycle.' worksheet</p>	<p><b>It will help</b> if you have watched the 'Catch Phrase' POP. Students can work individually or in pairs. Give out the worksheet, 'Avoid. Reduce. Re-use. Recycle' to each individual or pair. Following the instructions on the worksheet students will create lists of items or ways to meet each step of practising sustainability.</p>
<p>4. We are learning how to be sustainable while planning a party.</p> <p><b>Braidy®</b> </p>	<p>- 'Party Plan' activity</p>	<p><b>It will help</b> if you have watched the 'Catch Phrase' POP and worked on the 'Avoid. Reduce. Re-use. Recycle.' worksheet. This is an activity for four groups of students.. <b>Consider:</b> Once the plan has been made, will you actually have the party? <b>Activity:</b> Each group is designated the task to plan one of the following: Decoration, Entertainment, Food or Clean-up. While planning what they will use/do, the sustainable practices: Avoid, Reduce, Re-use and Recycle must be put in place.</p>
<p>5. We are putting ourselves in scenarios where we get to experience and experiment with sustainability as a way to ensure others don't miss out.</p> <p><b>Braidy®</b> </p>	<p>- 'Scene It!' A list of possible scenarios</p>	<p><b>It will help</b> if you have watched the 'Catch Phrase' POP and worked on the 'Avoid. Reduce. Re-use. Recycle.' worksheet. The scenarios can be used in a variety of ways, including; writing, role play, comic/illustration, and/or discussion. Whichever medium you choose, either assign or have students select their scenario. Students will work through the attached worksheet, identifying the Characters, Setting, and Kick-Off, then make sense of the Thoughts, Feelings, and Responses of all characters involved. To further their learning and engagement with the value, students can then explore achieving a Desired Outcome using the Steps/Tips suggested within the Value Topic: Sustainability; Avoid, Reduce, Re-use, Recycle. Remind students to also be appropriate and respectful of others while preparing and presenting. Allow time for sharing and a debrief with the class as a whole.</p>
<p>6. We are learning to promote the value of sustainability as a way of ensuring nobody misses out.</p> <p><b>Braidy®</b> </p>	<p>- 'Colouring Page'</p>	<p>It is exactly what it says it is...a colouring page. Students can colour in and decorate where appropriate, then display these posters within their learning environments, or at home, to help them remember the Catch Phrase.</p>

SPECIFIC LEARNING OUTCOME	RESOURCE	LESSON SUGGESTION
<p>7. We are learning to make a fidget toy using material that isn't recyclable as a way to be sustainable.</p>	<p>- 'STEMHYPE Instructions' - 'Unidentified Fidgeting Object' activity</p>	<p><b>It will help</b> if you have watched the 'STEMHYPE POP' which shows how to make the 'Unidentified Fidgeting Object'. Provide students with the materials needed, or have them collect them and bring them from home. <b>Either</b> follow the POP and pause whenever needed, allowing time for the students to get up to the same point in the process of making their 'Unidentified Fidgeting Object'. <b>Or</b> follow the step by step instructions as outlined in the 'STEMHYPE Instructions' resource.</p>